

Switches and Accessories CZK400A Emergency Switch



USES

Emergency switches is applicable for various electric motor car and another supporting, they are very safe and convenient.

CZK	400A	-□
1	2	3

- 1 Product type
- 2 Rated current
- 3 Other function codes: C: With transverse magnetic field; S: With auxiliary switch ;T: Blown film; P: With

USE OF THE ENVIRONMENT

Contact lead M10 tightening	≥9.0 appropriate
fixing screw M5 tightening force	≥2.5 appropriate
Ambient temperature	-25~+70℃
Relative humidity	+20℃ 98%
Vibration freq. at the fixed	3G, 1~50Hz amplitude 0.5mm
Concussion	(60~100) time/minute、
Altitude	2000m
Installation direction	Random
International protection	IP40

ORDER INSTRUCTION

U.N.W.	455g
U.G.W.	485g
G.W.	25kg
Package QTY.	50 PCS
Mounting type	Opening 25mm installation

ORDER FORM DESCRIPTION

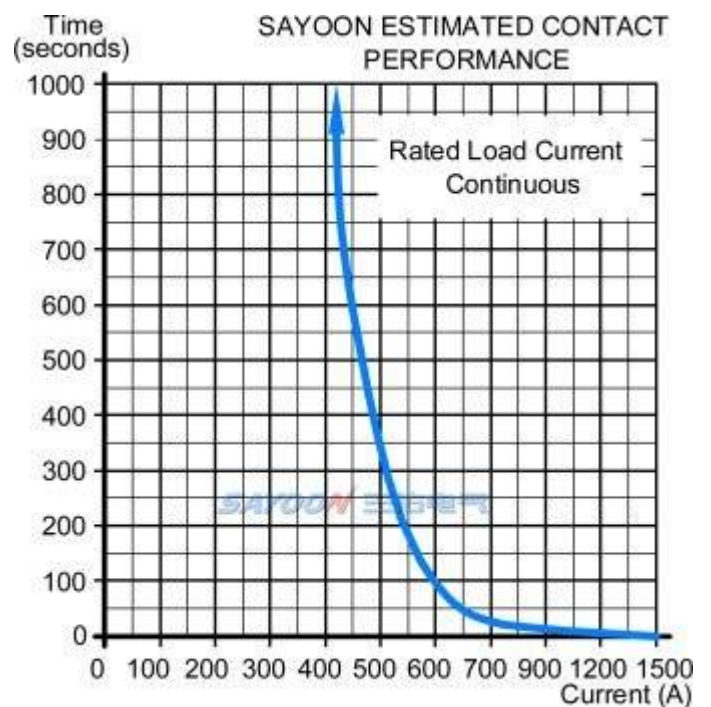
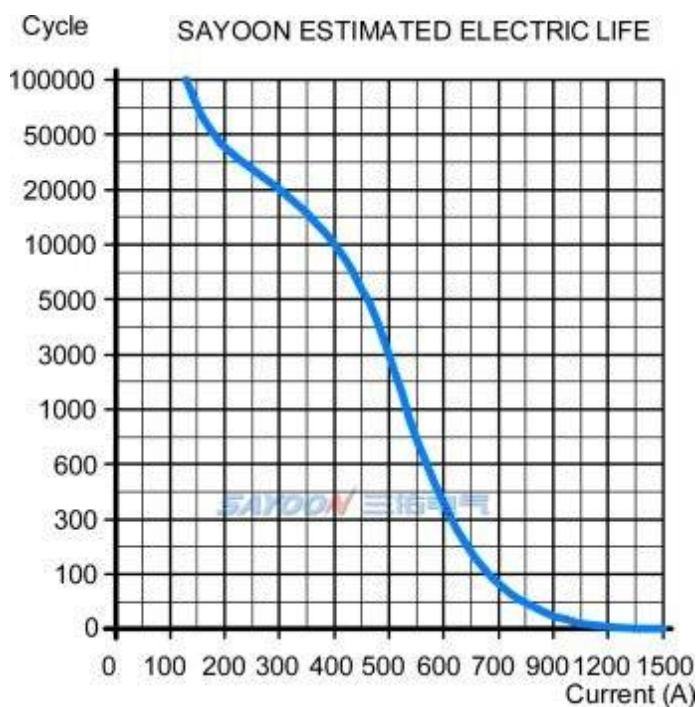
When ordering, please state the following: name, full model, whether with auxiliary contact, order quantity. For example: Switches and Accessories CZK400A 100pcs, indicating the load rated current 20MΩ, without auxiliary contact, default mounting bracket, 100pcs. Special voltage specification products, such as user needs can be special order.

TECHNICAL PARAMETERS

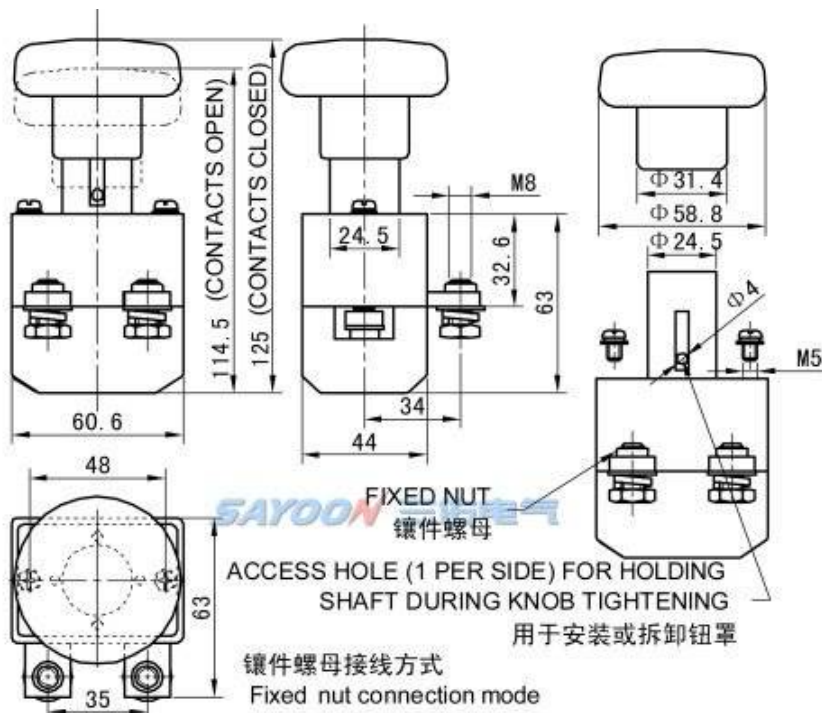
(Version 2.56)

SAYOON Product Type	CZK400A
Rated voltage	12V,24V,36V,48V,60V,72V,84V,120V, etc.
Contact circuit rated load current (A)	400A
Typical voltage drop across contacts per 100A	>30mV
Insulation Resistance	20MΩ
Electric strength to resist	50Hz/60Hz 1000VAC 1minute
Typical fault currents which can be ruptured	1200A/5ms at 48V/DC
Electrical life	10,000 times
Mechanical life	20,000 times
Work specification	Continuous
Contact form	1 NC
Contact Material	Ag alloy
Auxiliary contact rated load (optional)	2A/48VDC, 5A/24VDC

LOAD CHARACTERISTIC CURVE



INSTALLATION DIAGRAM



WIRING DIAGRAM

